


Quick Start Guide

Fronius Smart Meter IP



[manuals.fronius.com/
html/4204260464](https://manuals.fronius.com/html/4204260464)

**FIND MORE
INFORMATION**



DE: Hiermit erklärt Fronius International GmbH, dass der Funkanlagentyp Fronius Smart Meter IP der Richtlinie 2014/53/EU entspricht. Der vollständige Text der EU-Konformitätserklärung ist unter der folgenden Internetadresse verfügbar: www.fronius.com

EN: Fronius International GmbH declares that the radio equipment type Fronius Smart Meter IP is in compliance with Directive 2014/53/EU. The full text of the EU declaration of conformity is available at the following internet address: www.fronius.com

FR: Le soussigné, Fronius International GmbH, déclare que l'équipement radioélectrique du type Fronius Smart Meter IP est conforme à la directive 2014/53/UE. Le texte complet de la déclaration UE de conformité est disponible à l'adresse internet suivante: www.fronius.com

IT: Il fabbricante, Fronius International GmbH, dichiara che il tipo di apparecchiatura radio Fronius Smart Meter IP è conforme alla direttiva 2014/53/UE. Il testo completo della dichiarazione di conformità UE è disponibile al seguente indirizzo Internet: www.fronius.com

PB: O(a) abaixo assinado(a) Fronius International GmbH declara que o presente tipo de equipamento de rádio Fronius Smart Meter IP está em conformidade com a Diretiva 2014/53/UE. O texto integral da declaração de conformidade está disponível no seguinte endereço de Internet: www.fronius.com Este equipamento não tem direito à proteção contra interferência prejudicial e não pode causar interferência em sistemas devidamente autorizados. ANATEL: 19624-23-16174

ES: Por la presente, Fronius International GmbH declara que el tipo de equipo radioeléctrico Fronius Smart Meter IP es conforme con la Directiva 2014/53/UE. El texto completo de la declaración UE de conformidad está disponible en la dirección Internet siguiente: www.fronius.com

HU: Fronius International GmbH igazolja, hogy a Fronius Smart Meter IP típusú rádióberendezés megfelel a 2014/53/EU irányelvnek. Az EU-megfelelőségi nyilatkozat teljes szövege elérhető a következő internetes címen: www.fronius.com

PL: Fronius International GmbH niniejszym oświadcza, że typ urządzenia radiowego Fronius Smart Meter IP jest zgodny z dyrektywą 2014/53/UE. Pełny tekst deklaracji zgodności UE jest dostępny pod następującym adresem internetowym: www.fronius.com

UK: Компания Fronius International GmbH підтверджує, що радіобладнання типу Fronius Smart Meter IP відповідає вимогам директиви 2014/53/EU Ради ЄС і Європейського парламенту. Повний текст сертифіката відповідності вимогам ЄС викладено на сайті www.fronius.com.

RO: Prin prezenta, FRONIUS INTERNATIONAL GMBH declară că tipul de echipamente radio FRONIUS PRIMO GEN24 este în conformitate cu Directiva 2014/53/UE. Textul integral al declarației UE de conformitate este disponibil la următoarea adresă internet: www.fronius.com

CS: Společnost Fronius International GmbH tímto prohlašuje, že typ rádiového systému Fronius Smart Meter IP odpovídá směrnici 2014/53/EU. Úplný text prohlášení o shodě EU je dostupný na internetové adrese www.fronius.com.

DA: Fronius International GmbH erklærer hermed at radioenhedstypen Fronius Smart Meter IP opfylder direktivet 2014/53/EU. EU-overensstemmelseserklæringen kan i sin fulde tekst ses på følgende adresse: www.fronius.com

EL: Διά του παρόντος, η Fronius International GmbH δηλώνει ότι ο τύπος συστήματος Fronius Smart Meter IP συμμορφώνεται με τις απαιτήσεις της οδηγίας 2014/53/ΕΕ. Μπορείτε να βρείτε το πλήρες κείμενο της δήλωσης συμμόρφωσης ΕΕ στην παρακάτω διεύθυνση Internet: www.fronius.com

FI: Fronius International GmbH vakuuttaa täten, että radiolaitetyyppi Fronius Smart Meter IP on direktiivin 2014/53/EU mukainen. EU-vaatimustenmukaisuusvakuutuksen täydellinen teksti on saatavilla seuraavassa internetosoitteessa: www.fronius.com

NL: Fronius International GmbH verklaart hierbij dat het radiosysteem Fronius Smart Meter IP voldoet aan Richtlijn 2014/53/EU. De volledige tekst van de EU-conformiteitsverklaring is beschikbaar op het volgende internetadres: www.fronius.com

SK: Spoločnosť Fronius International GmbH týmto vyhlasuje, že rádiové zariadenie typu Fronius Meter IP spĺňa smernicu 2014/53/EÚ. Úplný text vyhlásenia EÚ o zhode je k dispozícii na nasledujúcej internetovej adrese: <http://www.fronius.com>

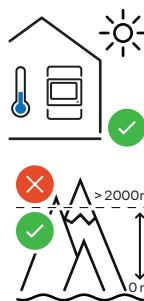
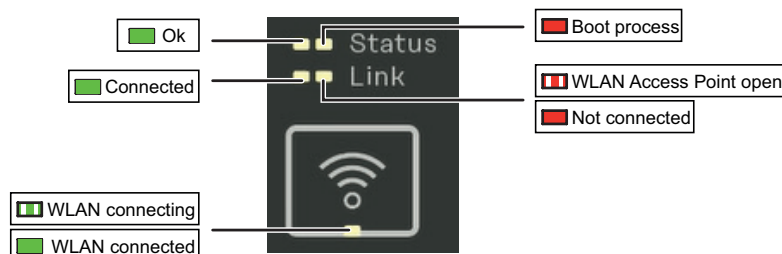
SV: Fronius International GmbH förklarar härmed att radioutrustningen Fronius Smart Meter IP uppfyller direktivet 2014/53/EU. Den fullständiga EU-konformitetsförsäkran finns på följande webbplats: www.fronius.com

TR: Fronius International GmbH, işbu dokümanla Fronius Smart Meter IP radyo sistemi tipinin 2014/53/EU Direktifine uygun olduğunu beyan eder. AB uygunluk bildiriminin tam metni aşağıdaki internet adresinde mevcuttur: www.fronius.com

Technical Data	
Permitted ambient temperature	from -25° to +55°C
Nominal frequency	50- 60 Hz
Voltage phase / neutral	100 - 240 V
Voltage phase / phase	208 - 480 V
Self-consumption	max. 5 W
Primary current	5 kA
IP range	IP20 / IP30 (Housing / Connections)
Footprint	3 TE (3 Modules DIN 43880)

Communication	
WLAN / LAN	Modbus TCP
WLAN frequency band	2,4 GHz
RS 485	Modbus RTU
Terminating resistor for RS 485	Configurable 0-1
BIAS Network for RS 485	Configurable 0-1
Multimetering	Yes - up to 2 Smart meters (RTU) Modbusinterface
Addressing (Modbus RTU)	In UI
Update possibility	Yes
CT V (Fronius CT V 100/250/400/600 A)	1 - 5000 A / 333 mV

LEDs



Software-Version:

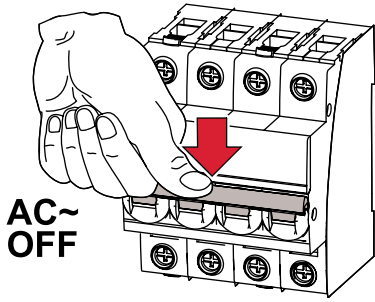
Fronius GEN24 & Tauro
Full Compatibility (Version ≥ 1.24.1)

Fronius Datamanager 2.0 (SnapInverter)
Modbus RTU (Version ≥ 3.25.1)
Full Compatibility (Version ≥ 3.28.1)

Fronius Symo Hybrid
Modbus RTU (Version ≥ 1.25.1)
Full Compatibility (Version ≥ 1.28.1)

AC~

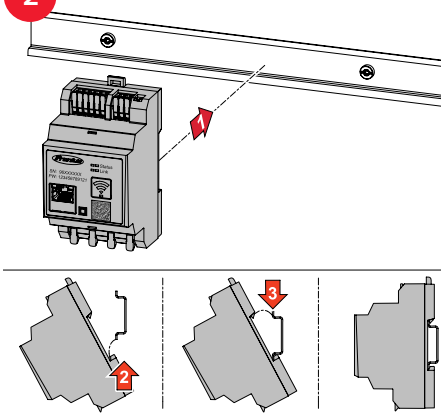
1



AC~
OFF

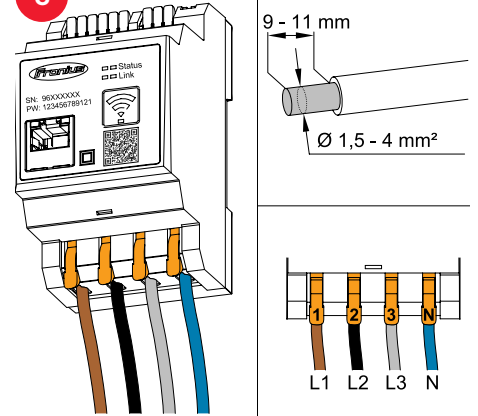
Mounting

2

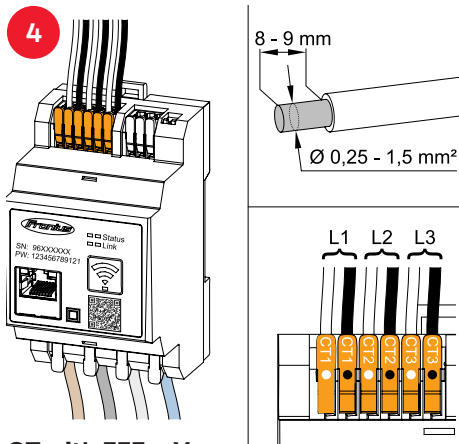


Power wiring

3



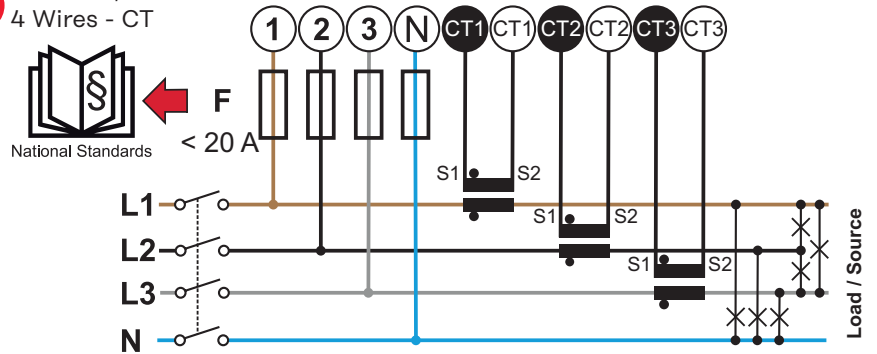
4



CT with 333 mV
eg: Fronius CT V 100A/333mV

5a

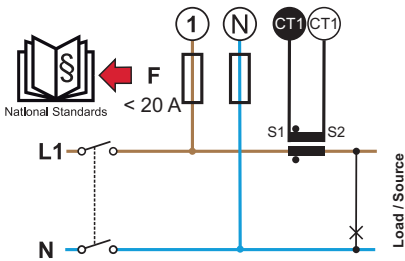
3 Phases,
4 Wires - CT



Data wiring

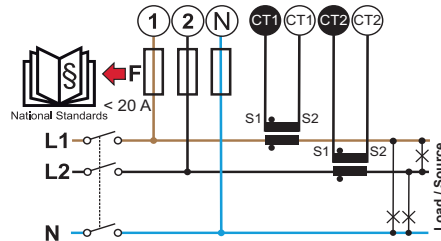
5b

1 Phase, 2 Wires - CT



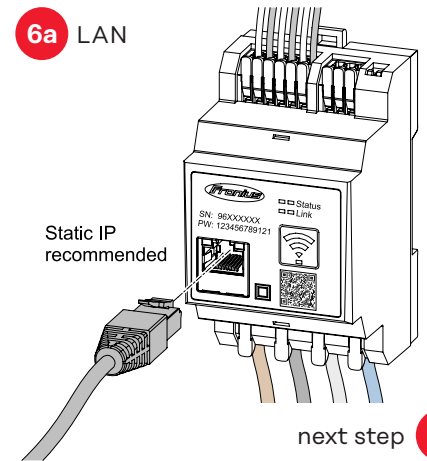
5c

2 Phases, 3 Wires - CT



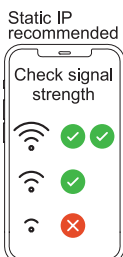
6a

LAN



6b

WLAN

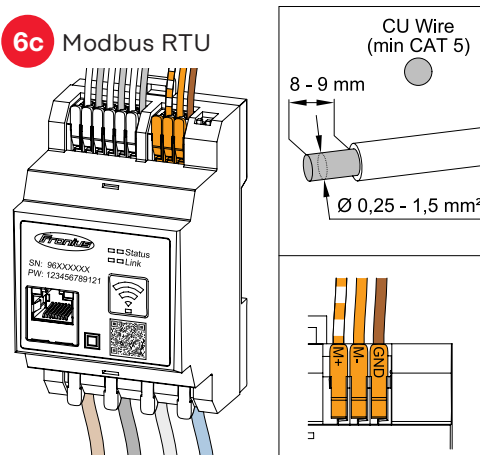


Technical Data (WLAN)
Frequency band: channel 1-14 (2412-2472 MHz)
Radio-frequency power: <100 mW (<20 dBm)
Max. antenna gain: 5.3 db
Seperation distance: 20 cm

next step 9

6c

Modbus RTU



SmartInverter

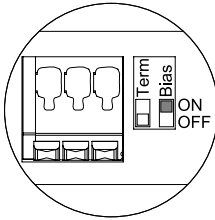
Smart Meter	Modbus
M+	D+
M-	D-
GND	-

GEN24

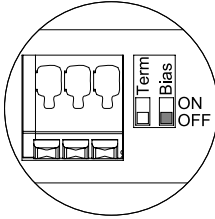

Smart Meter	Modbus
M+	MO+
M-	MO-
GND	GND

Modbus RTU BIAS

7



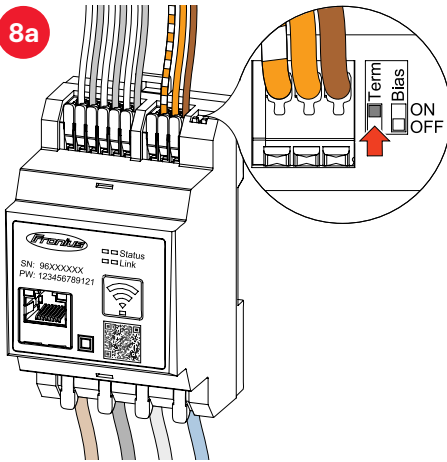
1 = ON ✓
0 = OFF



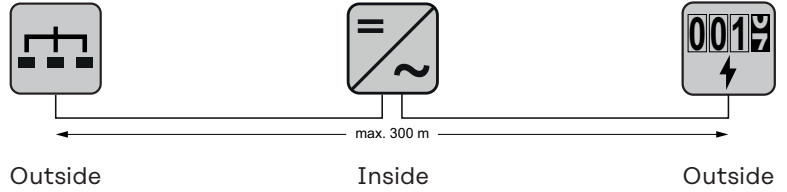
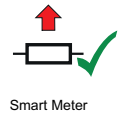
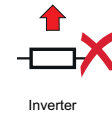
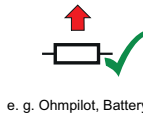
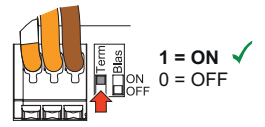
1 = ON
0 = OFF ✓

Modbus RTU Terminating Resistor

8a

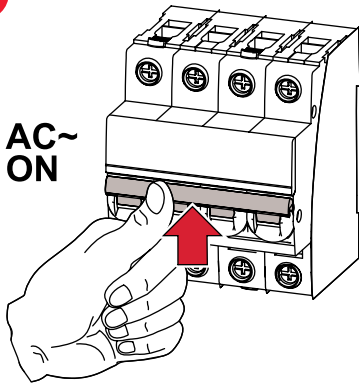


8b



AC~

9



Setup

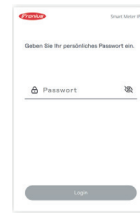
10a Mobile phone



Scan QR-Code



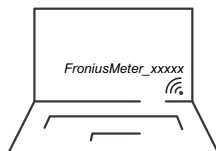
Follow instructions
Initial password for UI: 123



10b PC



Connect to access point
SSID = FroniusMeter_XXXXX
(xxx = Serial number)
Password = see Smart Meter (PW)



Open
IP WLAN:
192.168.250.181



Follow instructions
Initial password for UI: 123

